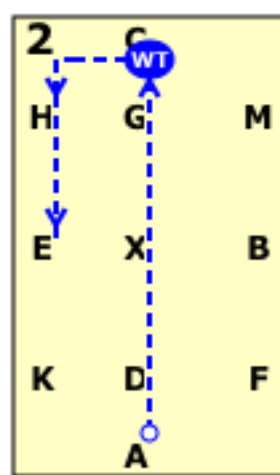
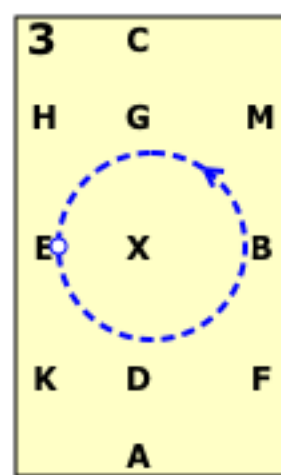




1 A: Enter in working trot and proceed down the Centre line to C



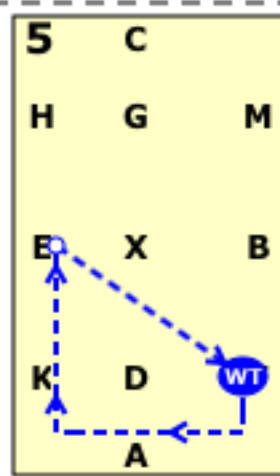
2 C: Turn left
CHE: Working trot



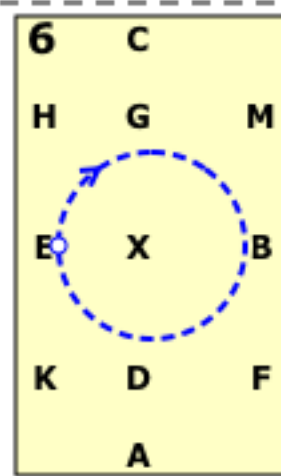
3 E: Circle left 20 metres



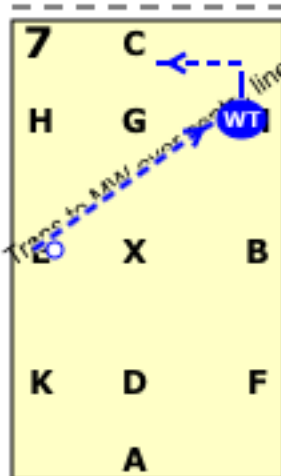
4 EF: Change rein and over center line transition to medium walk and immediately proceed in working trot




5 FAKE: Working trot



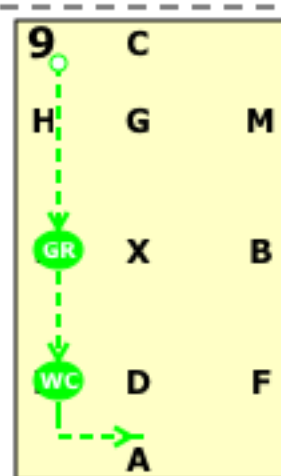
6 E: Circle right 20 metres



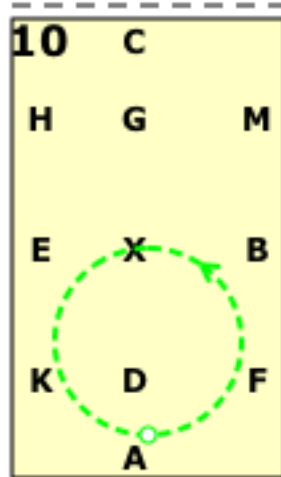
7 EM: Change rein and over center line transition to medium walk and immediately proceed in working trot
MC: Working trot



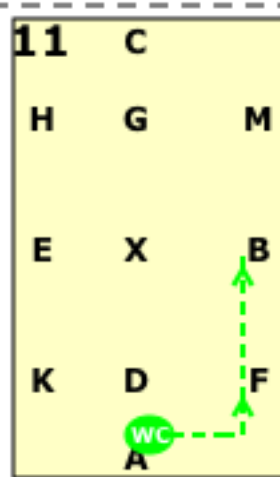
8 bet. C&H: Working canter



9 E: Give and retake reins
KA: Working canter



10 A: Circle left 20 metres

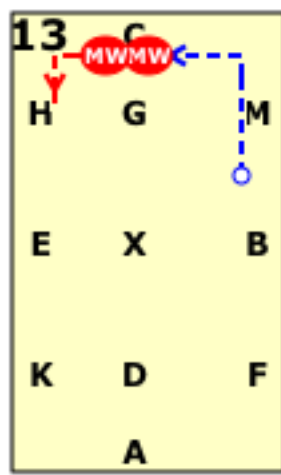


11 AFB: Working canter



12 bet. B&M: Working trot

Printed 23/06/20 C



13 C: Medium walk
CH: Medium walk



14 HXF: Free walk on a long rein
F: Medium walk



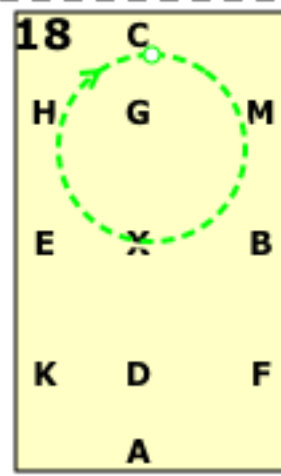
15 bet. F&A: Working trot



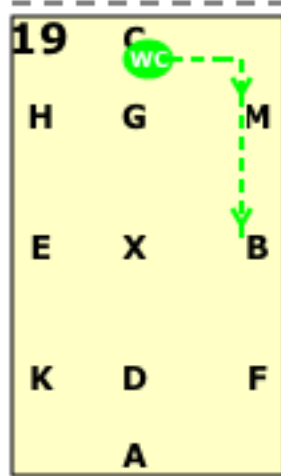
16 bet. A&K: Working canter



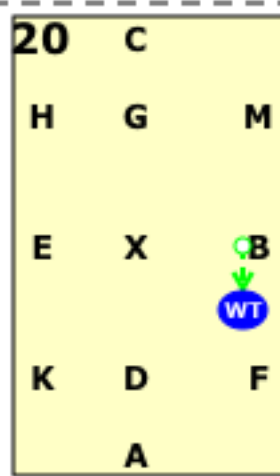
17 E: Give and retake reins
HC: Working canter



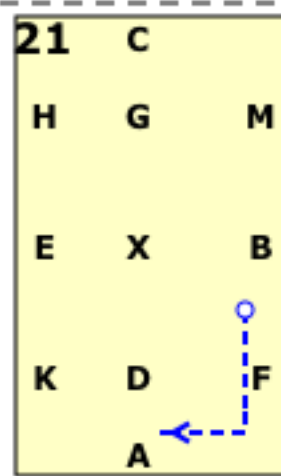
18 C: Circle right 20 metres



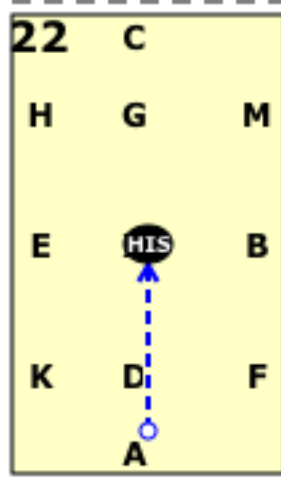
19 CMB: Working canter



20 bet. B&F: Working trot



21 A: Turn down Centre line



22 X: Halt immobility salute

Printed 23/06/20 C