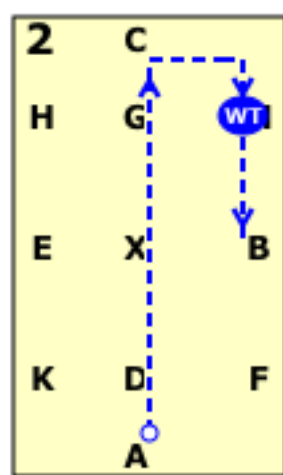
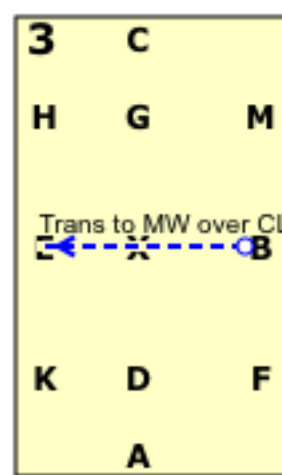




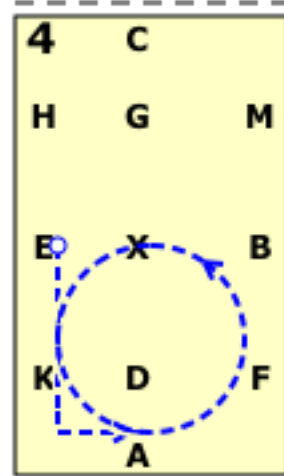
1 A: Enter in working trot and proceed down the Centre line to C



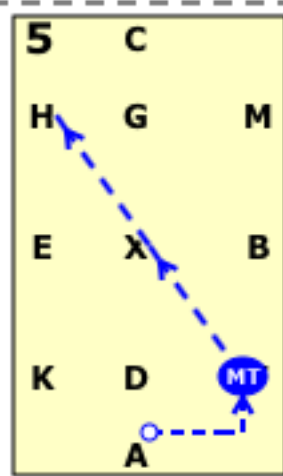
2 C: Turn right  
MB: Working trot



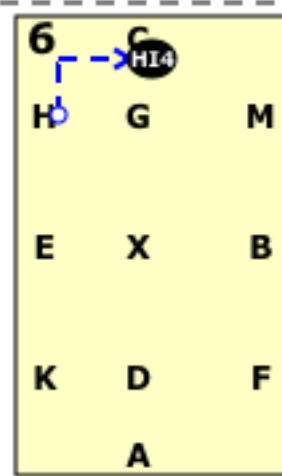
3 B: Turn right  
X: Over X transition to medium walk one horses length and immediately proceed in working trot  
E: Turn left



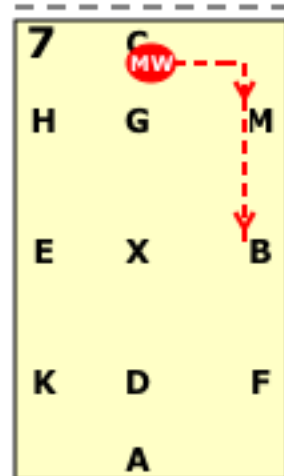
4 A: Circle left 20 metres



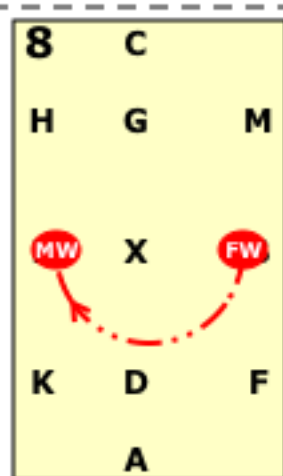
5 FXH: Change rein and show some medium trot strides



6 C: Halt immobility 4 seconds  
Proceed in medium walk



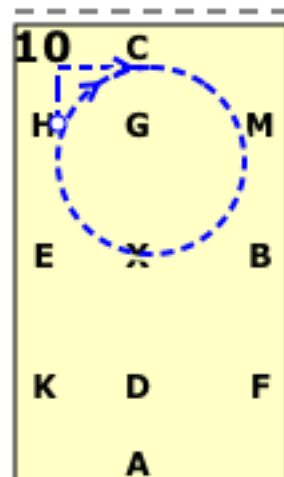
7 CMB: Medium walk



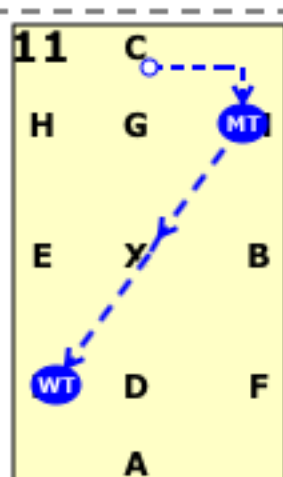
8 B: Free walk on a long rein  
BE: Half 20m circle free walk on a long rein  
E: Medium walk



9 H: Working trot



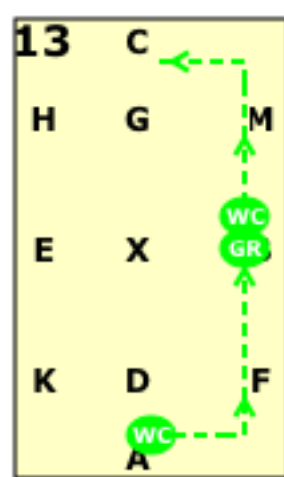
10 C: Circle right 20 metres



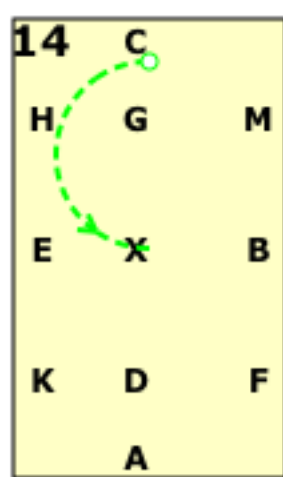
11 MXK: Change the rein and show some medium trot strides  
K: Working trot



12 A: Working canter left



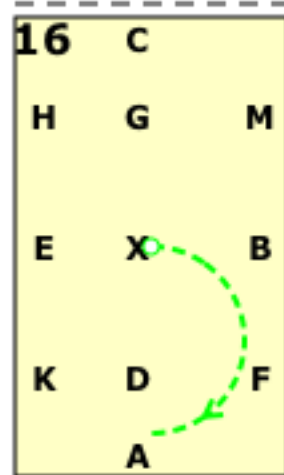
13 AFB: Working canter  
B: Give and retake reins  
BMC: Working canter



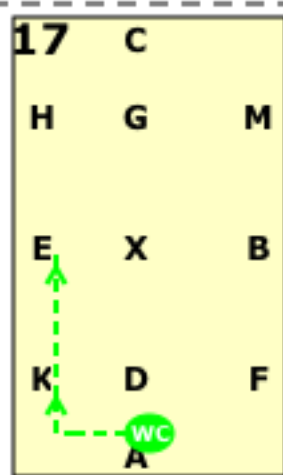
14 CX: Half 20m circle to X



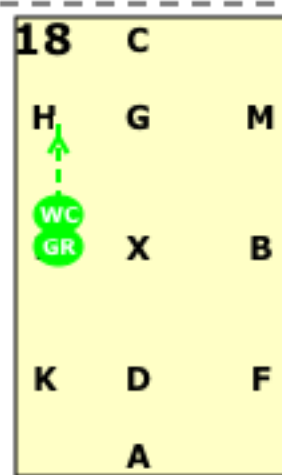
15 X: Over X Change canter lead through trot  
X: Working canter right



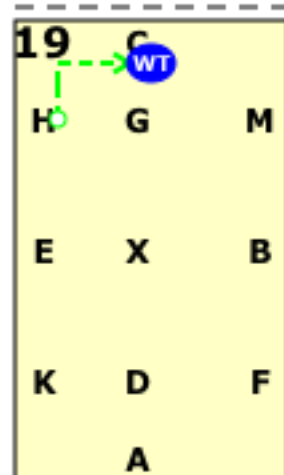
16 XA: Half 20m circle to A



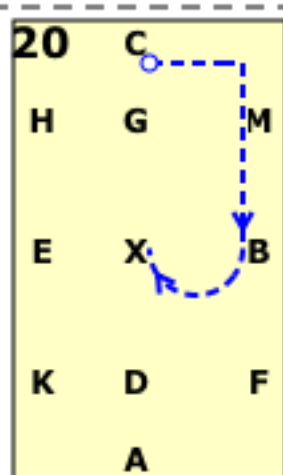
17 AKE: Working canter



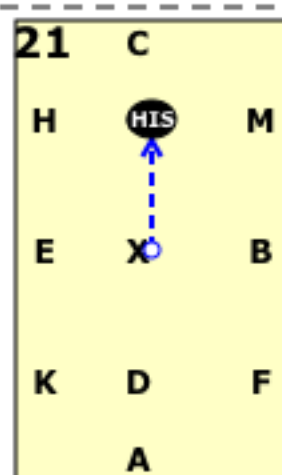
18 E: Give and retake reins  
EH: Working canter



19 C: Working trot



20 BX: Half 10m circle to X



21 G: Halt immobility salute