

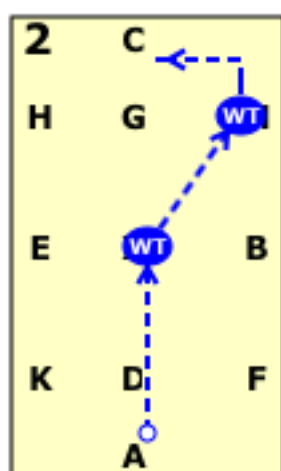


LONG DROVE DC NOVICE 1

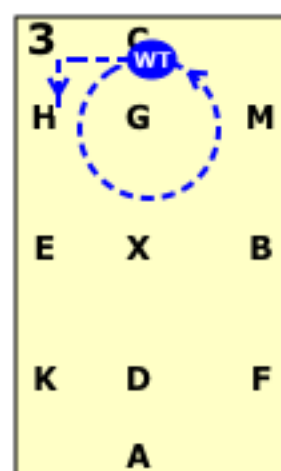
[20x40, viewed from A end]



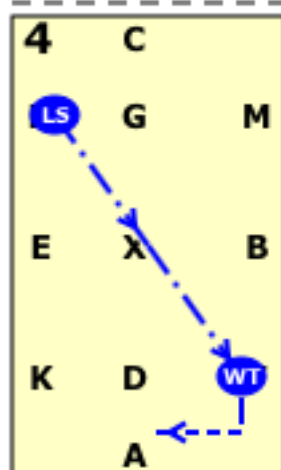
1 A: Enter in working trot and proceed to X



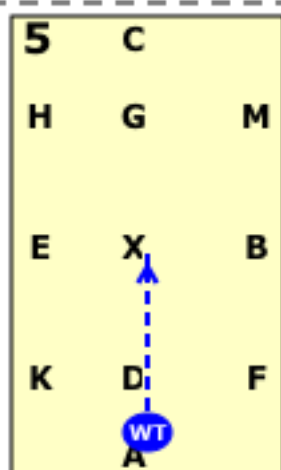
2 XM: Working trot  
MC: Working trot



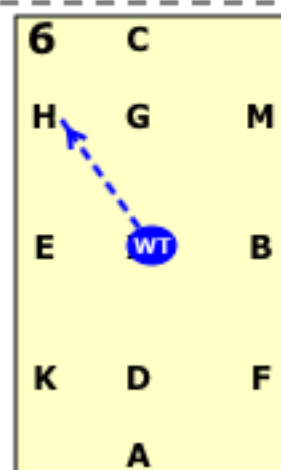
3 C: Circle left 15 metres  
CH: Working trot



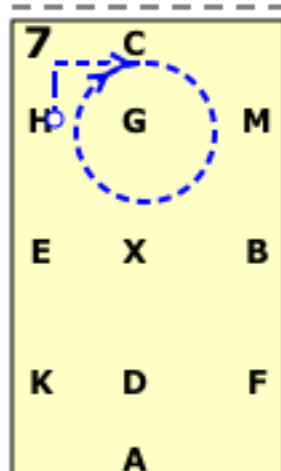
4 HXF: Show some medium strides  
FA: Working trot



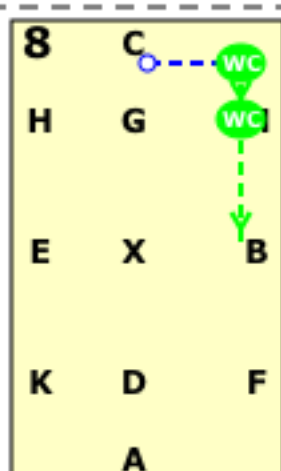
5 A: Turn down the Centre line  
AX: Working trot



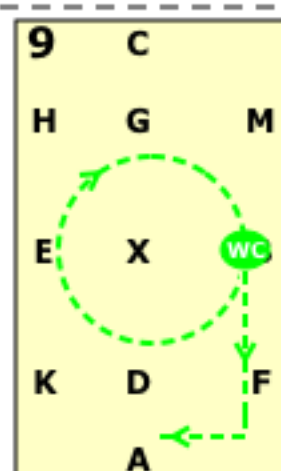
6 XH: Working trot



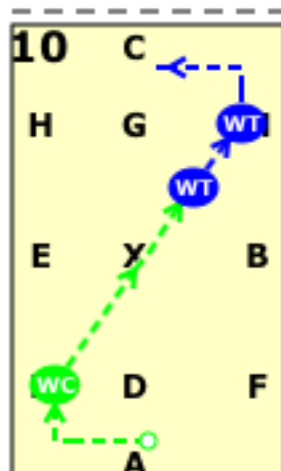
7 C: Circle right 15 metres



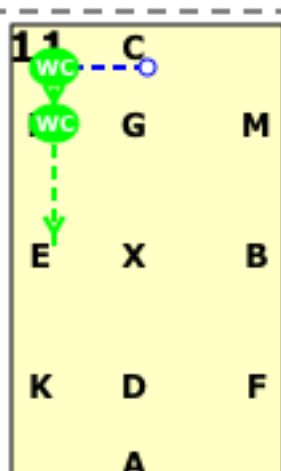
8 bet. C&M: Transition to working canter right  
MB: Working canter



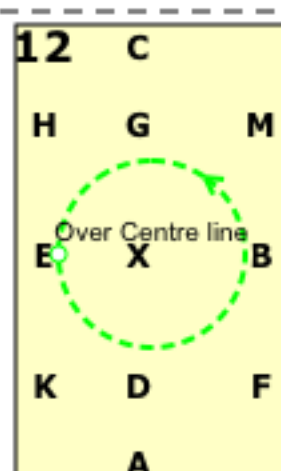
9 B: Circle right 20 metres  
BFA: Working canter



10 KX: Change rein between X and M working trot  
bet. X&M: Working trot  
MC: Working trot



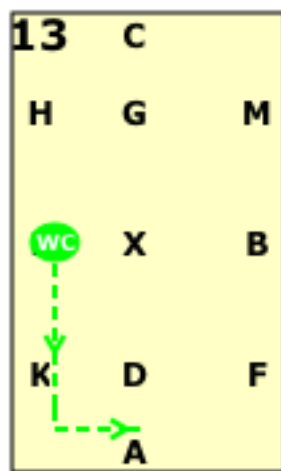
11 bet. C&H: Transition to working canter left  
HE: Working canter



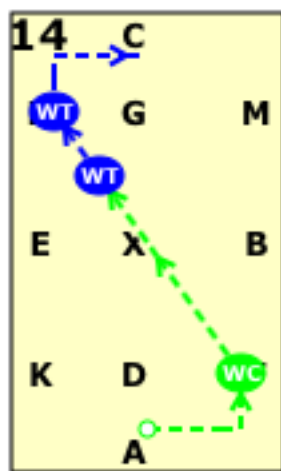
12 E: Circle left 20 metres  
BE: When crossing the Centre line second time give and retake the reins over Centre line



LONG DROVE DC NOVICE 1



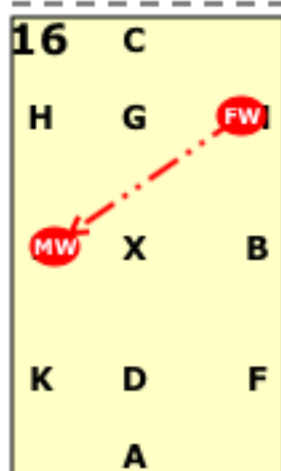
13 EKA: Working canter



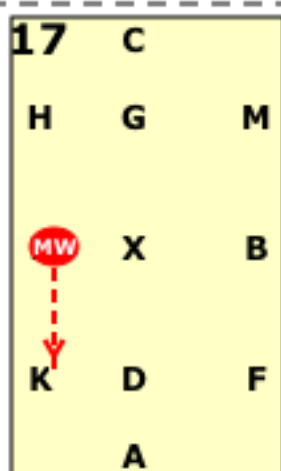
14 FX: Change the rein in working canter between X and H working trot  
bet. X&H: Working trot  
HC: Working trot



15 C: Medium walk  
CM: Medium walk



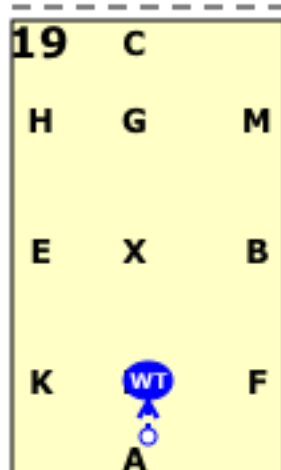
16 ME: Change rein in free walk on a long rein  
E: Medium walk



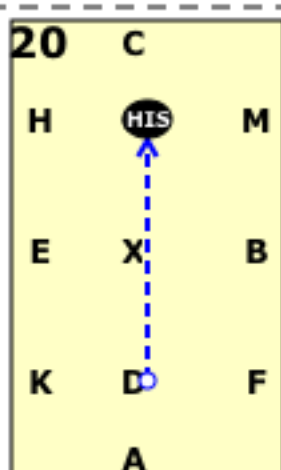
17 EK: Medium walk



18 K: Working trot  
A: A turn down the Centre line



19 D: Working trot



20 G: Halt immobility salute