

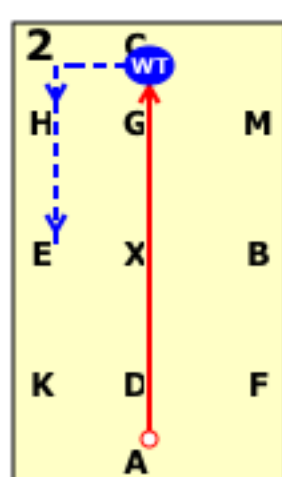


LONG DROVE DC INTRO 1

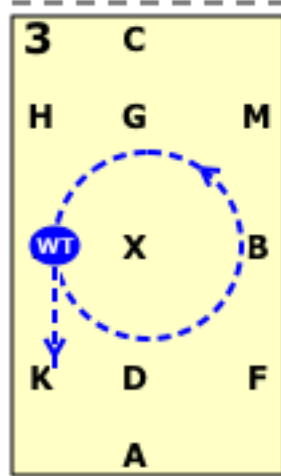
[20x40, viewed from A end]



1 A: Enter in working trot
Proceed down the Centre line to C



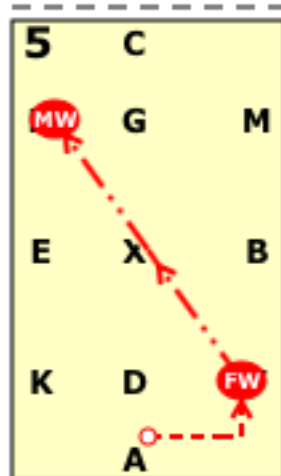
2 C: Turn left
CHE: Working trot



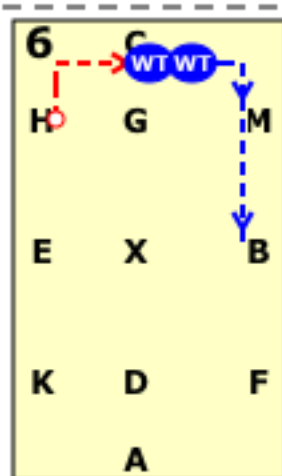
3 E: Circle left 20 metres
EK: Working trot



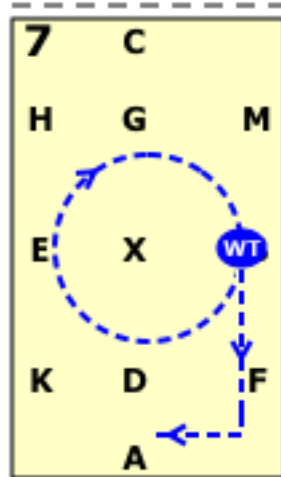
4 A: Medium walk



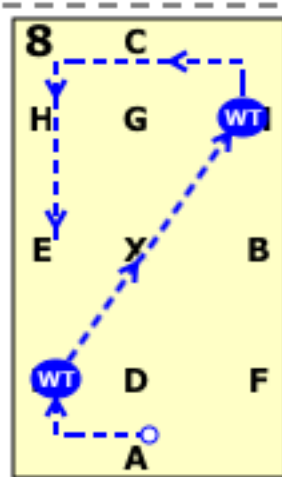
5 FXH: Change rein in free walk on a long rein
H: Medium walk



6 C: Working trot
CMB: Working trot



7 B: Circle right 20 metres
BFA: Working trot

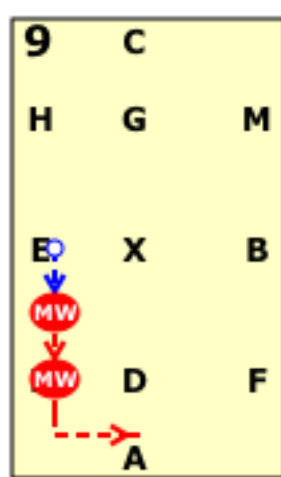


8 KXM: Change the rein in working trot
MCHE: Working trot

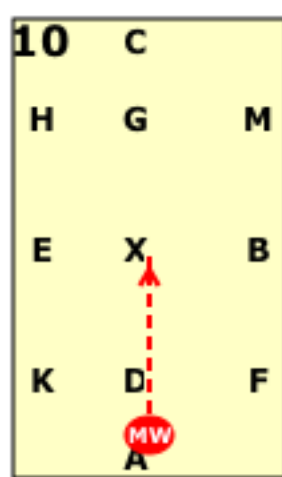
Printed 08/05/20 C



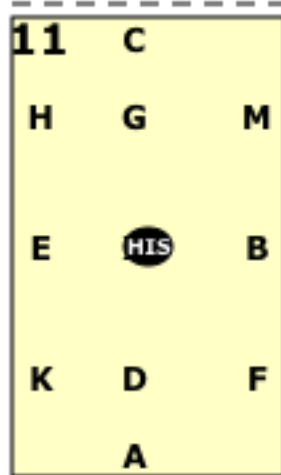
LONG DROVE DC INTRO 1



9 bet. E&K: Transition to medium walk
KA: Medium walk



10 A: Turn Down the Centre line
AX: Medium walk



11 X: Halt immobility salute

Printed 08/05/20 C